

Guidelines for G-PAD Demonstration

Thank you for your interest in the GPAD. This packet is designed to provide minimum guidelines and requirements for the unit to be effectively utilized at your event. Please review all included information. GPAD submittal form located at the end of this packet must be submitted in order to process your request.

- 1.1 Access & Egress Requirements
- 1.2 Support Surface Requirements
- 1.3 Degree of Slope
- 1.4 Overhead Obstructions
- 1.5 Shading Considerations
- 1.6 Grounding
- 1.7 Multi-Day Usage / Overnight Storage
- 1.8 Customer Load Requirements
- 1.9 Customer Power Connections
- 2.1 Promotional Materials
- 2.2 Inclement Weather
- 2.3 Exclusions from Damages
- 2.4 Dimensional Drawings
- 2.5 GPAD Request Form

1.1 Access & Egress Requirements:

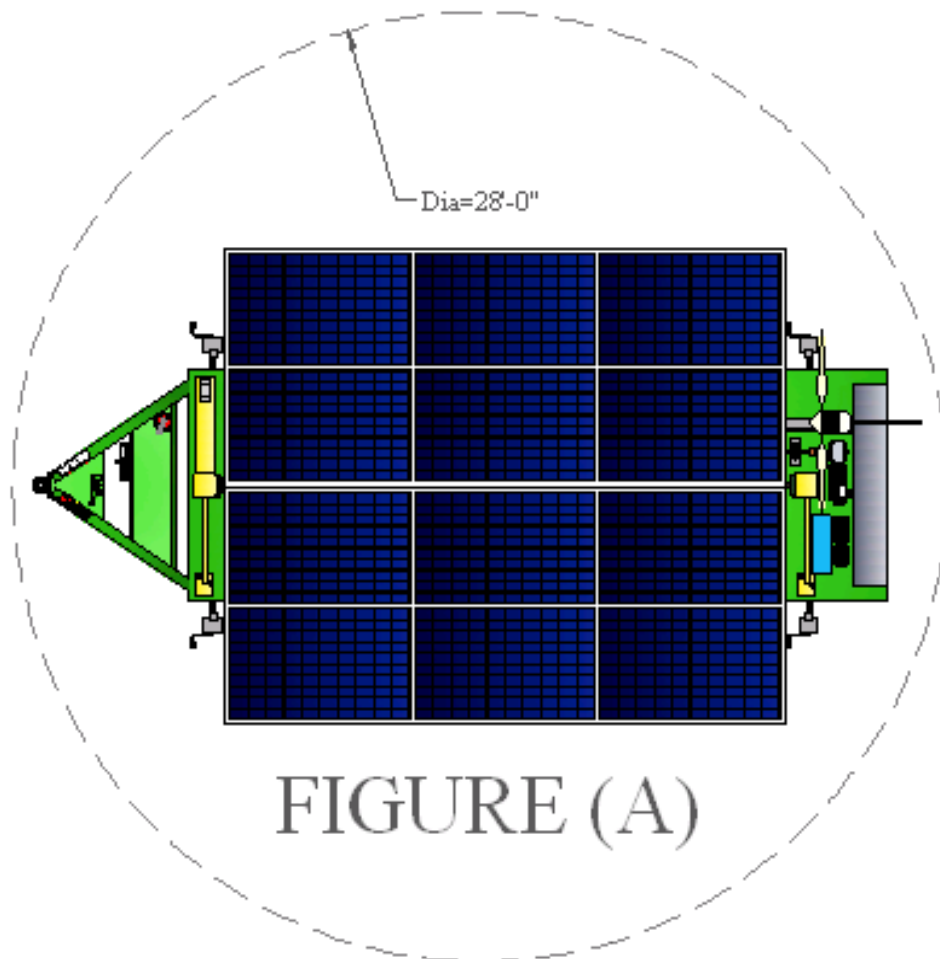
The unit requires a substantial area to maneuver and place. If possible the placement of the GPAD should be "Pull Through" environment. No area less than a 12' wide 13' tall path will be acceptable as a means of access or egress for the unit.

1.2 Support Surface Requirements:

The surface which the GPAD will be placed upon or transported on must not be saturated (moist) and be capable of a support load no less than 500 PSI (pounds per square inch). It is the responsibility of the requesting organization (hereafter referred to as "Customer") to verify that this requirement is met. It is at the sole discretion of the GPAD operator whether or not the site is capable of supporting the equipment.

1.3 Degree of Slope:

The designated site must have no more than 3 degrees of slope throughout the diameter listed



in "Figure A"

1.4 Overhead Obstructions:

No overhead obstructions are permitted within the areas designated in “Figure B” & “Figure C”. These obstructions include, but are not limited to trees, power lines, festoon lighting, support structures, and telecommunication cables, etc.

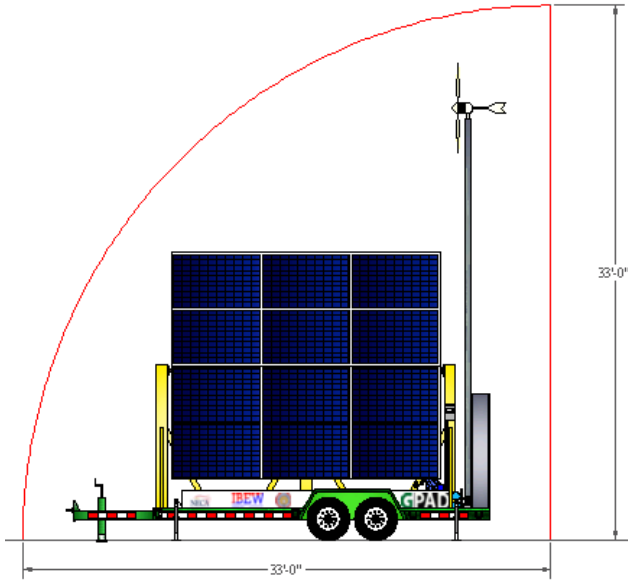


FIGURE (B)

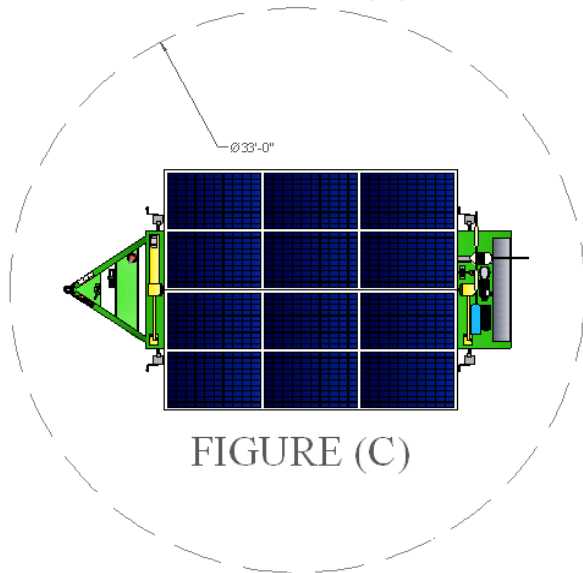


FIGURE (C)